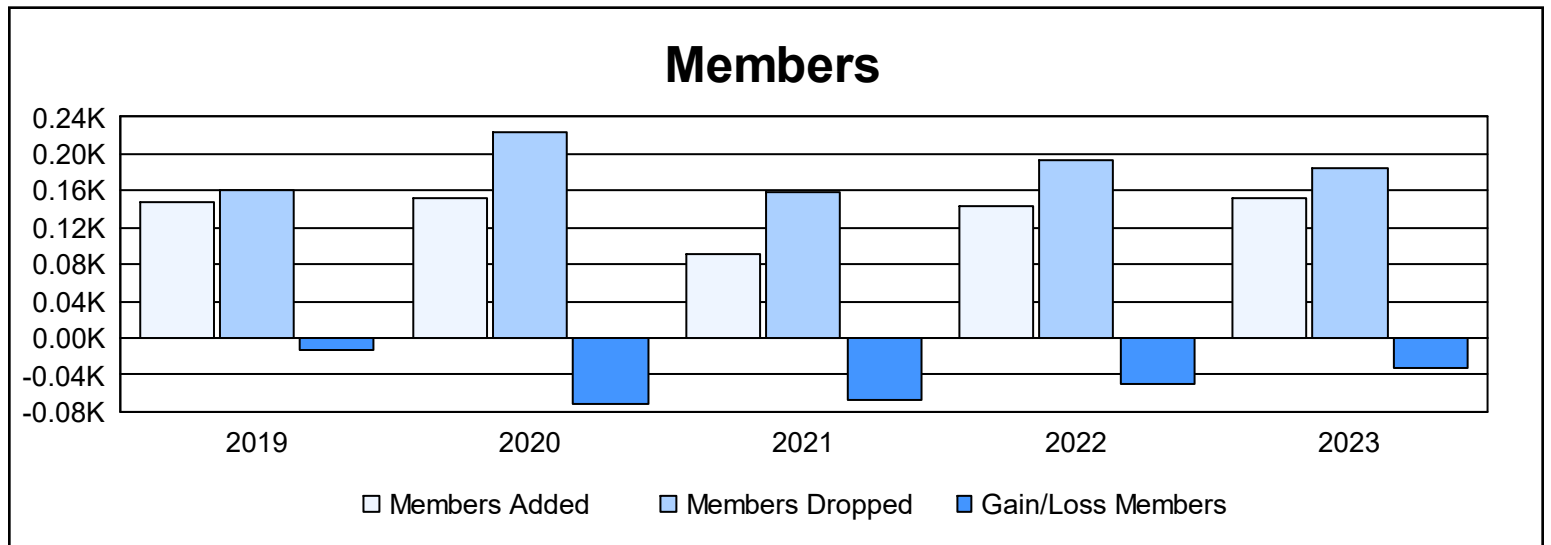
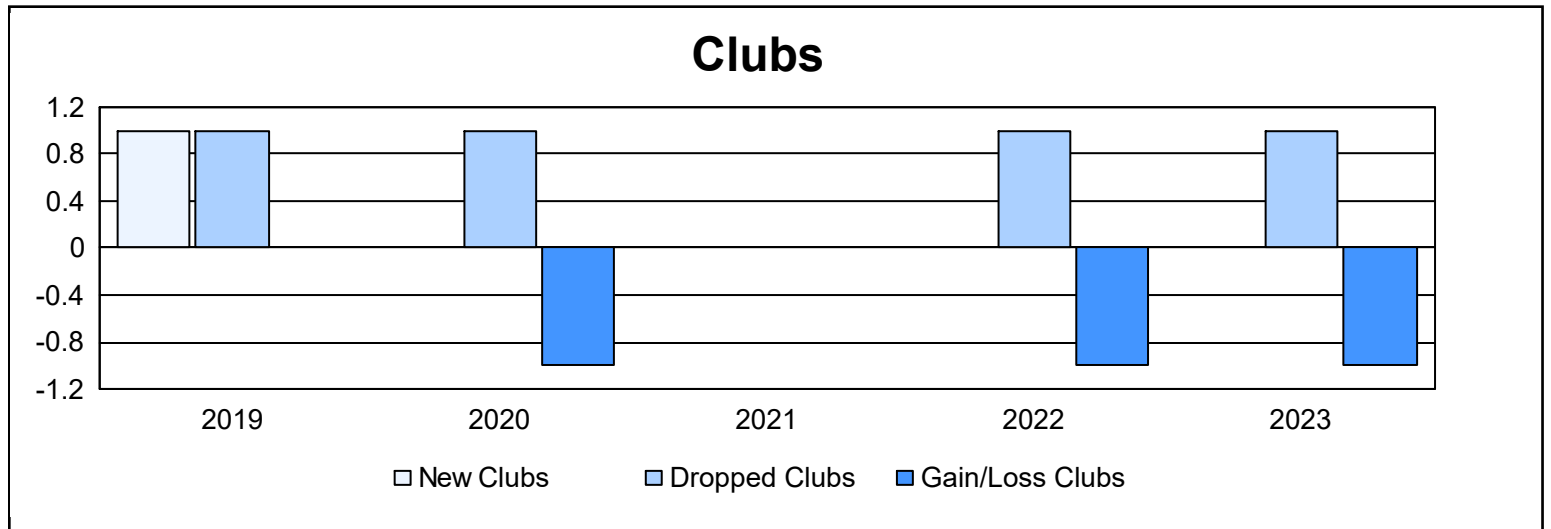
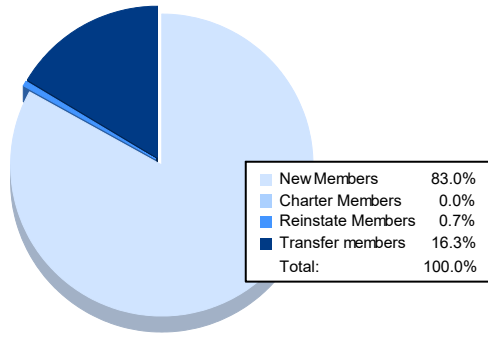


| Year | New Clubs | Dropped Clubs | Gain/ Loss Clubs | New Members | Charter Members | Reinstate Members | Transfer Members | Total Member Added | Total Members Dropped | Gain/ Loss Members |
|----------------|-----------|---------------|------------------|-------------|-----------------|-------------------|------------------|--------------------|-----------------------|--------------------|
| 2018-2019 | 1 | 1 | 0 | 110 | 20 | 4 | 14 | 148 | 161 | -13 |
| 2019-2020 | 0 | 1 | -1 | 131 | 1 | 5 | 15 | 152 | 223 | -71 |
| 2020-2021 | 0 | 0 | 0 | 74 | 0 | 1 | 16 | 91 | 158 | -67 |
| 2021-2022 | 0 | 1 | -1 | 120 | 0 | 1 | 23 | 144 | 193 | -49 |
| 2022-2023 | 0 | 1 | -1 | 127 | 0 | 1 | 25 | 153 | 185 | -32 |
| Average | 0 | 1 | -1 | 112 | 4 | 2 | 19 | 138 | 184 | -46 |



Membership Composition June 2023 Cumulative



Gender Composition June 2023 Cumulative

